

EOS



2018


94th European Orthodontic Society Congress
EICC, Edinburgh / 17 - 21 June 2018



POCKET PROGRAMME

www.eos2018.com

DW Lingual Systems GmbH

 invisalign |  iTero

PLANMECA

Packet Programme Sponsor **SPEED System™**

ORTHODONTISTS ARE TALKING ABOUT TRILLIUM!



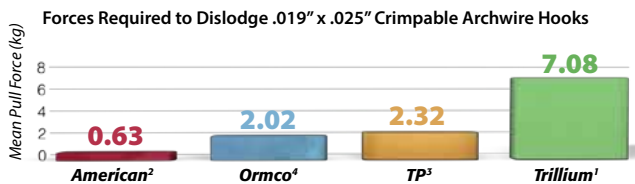
“Trillium is easy to place, grips securely, and is a huge time saver.”

- Orthodontist in Silver Spring, USA

“Trillium Hooks work well on round wires and are very secure.”

- Orthodontist in Myrtle Beach, USA

**Demo Trillium at the 2018
EOS - SPEED Booth #32**



The Revolutionary Nickel Titanium Archwire Hook

The Strength of a Soldered Hook ✨ The Convenience of a Crimpable Hook

Email: speedback@speedsystem.com • www.speedsystem.com

1. Hespeler Orthodontics Limited - Data on File. 2. A. Johal et al, European Journal of Orthodontics, Properties of Crimpable Archwire Hooks: A Laboratory Investigation, 21, 1999, pp. 679-683. 3. A. Johal et al, Journal of Orthodontics, A Clinical Investigation into the Behavior of Crimpable Archwire Hooks, Vol. 28, 2001, pp. 203-205. 4. A. Srivastava et al, Force of Dislodgement of Crimpable Attachments with Different Types and Dimensions of Archwire: An In Vitro Study, Orthodontic Cyberjournal, August 2013.

Contents

Welcome Note from the EOS President	4
Committees and Keynote Speakers	8
Programme at a Glance	10-12
Scientific Programme	14-27
Exhibition	
▶ Floor Plan	29-30
▶ List of Exhibitors	34
Social Programme	
▶ Opening Ceremony and Welcome Reception	35
▶ President's Reception	35
▶ Disco	37
▶ Gala Dinner	37
▶ Congress Outing and Silver Mill Competition	38
▶ EOS Golf Tournament	38
▶ Accompanying Persons' Half Day Tour	38
Congress Information	40-43
About Edinburgh	43

Welcome Note from the EOS President



Dear Colleagues,

Welcome to the 94th Congress of the European Orthodontic Society in Edinburgh. Our programme is set against the spectacular backdrop of the city of Edinburgh, which is the ideal location for this event. Please use this opportunity to immerse yourself in Edinburgh's culture, history and sights during our networking events.

The keynote speakers will cover a wide range of contemporary orthodontic topics and their scientific basis, promising an exciting mix of subjects that will be of interest to practitioners as well as the scientifically orientated orthodontic audience.

The pre-congress course will focus on modern treatment mechanics for the practitioner. The subject for the postgraduate course is on 'Evidence based Class II treatment'.

The main themes of the meeting cover a large number of presentations, are related to practical orthodontics and are suited for experienced practitioners, colleagues who have just started their specialty practice as well as trainees.

I would also like to draw your attention to the lunchtime discussion organised by the Editor of the European Journal of Orthodontics.

We hope you have a pleasant stay in Edinburgh!

A handwritten signature in black ink, appearing to be 'Dirk Bister'.

Dirk Bister
EOS President 2018

COURSES 2018

move to **WIN**

Visible result



invisible brace

www.lingualsystems.com/courses

DW Lingual Systems GmbH



Go digital with your orthodontic workflow

PLANMECA

Planmeca's digital solutions provide great freedom for creating your ideal orthodontic workflow. After scanning and examining a full arch, you can either order the needed appliance from an orthodontic solution provider or design your own clear aligners with our software – the choice is yours!



1

Scan

a full arch with the fast and precise Planmeca Emerald™ intraoral scanner



2

Examine

and analyse the digital impression with the Planmeca Romexis® Model Analyser software

3

Order
the needed orthodontic appliance from your preferred provider

3

Design
your own clear aligners with the Planmeca Romexis® Ortho Studio software!

Full list of compatible providers:
planmeca.com/orthocompliance



Your Digital Laboratory

A streamlined workflow between your practice and our lab

With our online customer portal you can work anytime and anywhere.



Review bracket placements online.



Send us files for any appliance.



Share virtual setups with your aligner patients.

And this is just the start. Contact our digital team to find out more.

Tel: +44 (0)114 2759585
Email: info@jjthompson.co.uk

www.jjthompson.co.uk



Committees and Keynote Speakers

Sheldon Friel Memorial Lecturer

Fraser McDonald, UK

Keynote Speakers

- ▶ Giulio Alessandri Bonetti, Italy
- ▶ Mauro Farella, New Zealand
- ▶ Piotr Fudalej, Switzerland
- ▶ Mithran Goonewardene, Australia
- ▶ Greg Huang, USA
- ▶ Anthony Ireland, UK
- ▶ John Morton, USA
- ▶ Manuel Roman, Spain
- ▶ Magali Mujagic, France
- ▶ Tim Newton, UK
- ▶ Raphael Patcas, Switzerland
- ▶ David Rice, Finland
- ▶ Maisa Seppala, UK
- ▶ Guy Willems, Belgium

Pre-Congress Course

- ▶ Björn Ludwig, Germany
Biomechanics, tips, tricks and failures: from the practitioner for the practitioner

Postgraduate Course

- ▶ Sabine Ruf, Germany
Evidence based Class II treatment

EOS President

- ▶ Dirk Bister

Chair of the Scientific Committee

- ▶ Jeremy Breckon

Chair of Organising Committee

- ▶ Leila Khamashta-Ledezma

Local Organising Committee

- ▶ Priti Acharya
- ▶ Lars Christensen
- ▶ Samantha Hodges
- ▶ Pratik Sharma
- ▶ Aman Ulhaq

EOS Secretariat

- ▶ Sue Austin, UK
- ▶ Martine Turrell, UK

Congress Organiser

TFI Group
192 Vauxhall Bridge Road,
London SW1V 1DX
eos2018@tfigroup.com
www.eos2018.com

Programme at a Glance

Saturday, June 16th

07:30-18:00	Registration	Strathblane Hall
09:00-18:00	EBO Examination	Harris 1&2
09:30-14:00	EFOSA Council Meeting	Carrick 1
12:00-18:00	EPSOS Meeting	Sidlaw Auditorium

Sunday, June 17th

08:00-14:00	Course Registration	Strathblane Hall
08:30-15:15	Postgraduate Course	Sidlaw Auditorium
09:00-17:00	Pre-Congress Course	Fintry Auditorium
09:00-15:30	EFOSA General Assembly	Ochil Suite
09:00-17:00	EBO Examination	Harris 1&2
09:00-10:15	NEBEOP Meeting	Menteith
10:30-14:00	European Orthodontic Teachers' Forum	Menteith
12:00-15:00	EOS Opening Council Meeting	Carrick Suite
14:00-21:00	Congress Registration	Strathblane Hall
18:00-19:30	Opening Ceremony	Usher Hall
19:30-21:30	Opening of the Trade Exhibition & Get Together	Cromdale Hall & Strathblane Hall

Monday, June 18th

07:30-18:00	Registration	Strathblane Hall
07:30-17:00	Posters	Atrium, Lomond, Platform 5 Cafe
07:30-17:00	Trade Exhibition	Cromdale Hall & Strathblane Hall
08:30-18:00	EBO Case Display	Harris 1
08:45-09:30	Sheldon Friel Memorial Lecture	Lennox Suite
09:30-10:30	Houston Oral Presentations	Lennox Suite
10:30-11:00	Coffee Break in the Exhibition Halls	Cromdale Hall & Strathblane Hall
11:00-12:30	Scientific Sessions (Oral Presentations)	Lennox Suite

12:30-13:30	Lunch Break	
12:30-13:30	EJO Board Meeting (Closed)	Carrick Suite
12:40-13:20	Invisalign Sponsored Satellite Symposium	Lennox Suite
13:30-14:50	Scientific Sessions (Oral Presentations)	Lennox Suite
14:50-15:20	Coffee Break in the Exhibition Halls	Cromdale Hall & Strathblane Hall
15:20-17:00	Scientific Sessions (Oral Presentations)	Lennox Suite
19:00-02:00	President's Reception	Royal College of Surgeons

Tuesday, June 19th

07:30-18:00	Registration	Strathblane Hall
07:30-17:30	Posters	Atrium, Lomond, Platform 5 Cafe
07:30-17:30	Trade Exhibition	Cromdale Hall & Strathblane Hall
08:30-18:00	EBO Case Display	Harris 1
08:30-10:20	Scientific Sessions	Lennox Suite
10:20-10:50	Coffee Break in the Exhibition Halls	Cromdale Hall & Strathblane Hall
10:50-12:00	Scientific Sessions (Oral Presentations)	Lennox Suite
12:00-13:30	Lunch Break	
12:15-13:15	EJO Lunchtime Debate (Open Session)	Lennox Suite
13:30-15:30	Scientific Session (Oral Presentations)	Lennox Suite
15:30-16:00	Coffee Break in the Exhibition Halls	Cromdale Hall & Strathblane Hall
16:00-17:30	Poster Session	Atrium, Lomond, Platform 5 Cafe
21:30-01:00	Disco	The Assembly Rooms

Wednesday, June 20th

07:30-15:00	Registration	Strathblane Hall
07:30-15:00	Posters	Atrium, Lomond, Platform 5 Cafe
07:30-15:00	Trade Exhibition	Cromdale Hall & Strathblane Hall
08:30-10:00	Scientific Sessions (Oral Presentations)	Lennox Suite
10:00-10:30	Coffee Break in the Exhibition Halls	Cromdale Hall & Strathblane Hall
10:30-11:20	Scientific Sessions (Oral Presentations)	Lennox Suite
11:20-11:30	Presentation of the EOS Congress 2019	Lennox Suite
11:30-12:00	Award Ceremony	Lennox Suite
12:00-13:00	Lunch Break	
12:00-13:30	EOS Closing Council Meeting	Ochil Suite
13:00-14:30	Scientific Sessions (Oral Presentations)	Lennox Suite
14:30-15:00	Coffee Break in the Exhibition Halls	Cromdale Hall & Strathblane Hall
15:00-17:00	Scientific Sessions (Oral Presentations)	Lennox Suite
17:00-18:00	EOS Business Meeting	Lennox Suite
19:30-00:00	Gala Dinner	The National Museum of Scotland

Thursday, June 21st

09:00-15:30	Congress Outing with Silver Mill Competition	Stirling Castle
-------------	--	-----------------

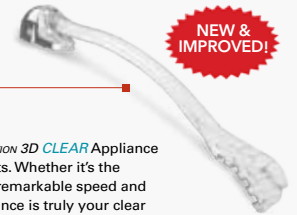


Breakthrough in Class II Treatment

Carriere® MOTION 3D CLEAR™

Class II Appliance

Unlike any other Class II appliance on the market, the *MOTION 3D CLEAR* Appliance is ideal for even the most aesthetically demanding patients. Whether it's the simplicity of use, the sleek patient-friendly design, or the remarkable speed and predictability of how it works, the *MOTION 3D CLEAR* Appliance is truly your clear choice for Class II correction.



NEW & IMPROVED!



Initial



12 Weeks
Class I Occlusion achieved



11 Months

11 months total treatment time: *MOTION 3D CLEAR* Appliance (3 months) + SLX Brackets (8 months)

CARRIERE

888.851.0533 or
HenryScheinOrtho.com

HENRY SCHEIN™
ORTHODONTICS

The New Movement In Orthodontics™

© 2018 Ortho Organizers, Inc. All rights reserved. M18035 4/18
U.S. Patent No. 7,621,743, 7,238,022 B2, 7,618,257 B3, 6,976,939 B2, and foreign patent numbers.

Scientific Programme

Monday, June 18th

SHELDON FRIEL MEMORIAL LECTURE

Session Chairs: Lorenzo Franchi and Agneta Linder-Aronson Karsten

08:45 - 09:30 GROWTH and STATISTICS?

Fraser McDonald

HOUSTON ORAL PRESENTATIONS

Session Chairs: Lorenzo Franchi and Agneta Linder-Aronson Karsten

09:30 - 09:50 HO 01. EFFICACY OF ORAL PROBIOTICS IN MANAGING BIOFILM FORMATION IN ORTHODONTIC PATIENTS: A TRIPLE-BLIND RANDOMISED PLACEBO-CONTROLLED TRIAL

Li Mei, Gareth Benic, Richard Cannon, Mauro Farella

09:50 - 10:10 HO 02. IMPAIRED COLLAGEN MATRIX CONTRACTURE BY FIBRONECTIN-DEFICIENT FIBROBLASTS

Joël Beyeler, Christos Katsaros, Matthias Chiquet

10:10 - 10:30 HO 03. PARENTS' PERCEPTIONS OF OUTCOMES OF ORTHODONTIC TREATMENT IN ADOLESCENT PATIENTS: A QUALITATIVE STUDY

Rupal Shah, Nahla AlQuraini, Susan Cunningham

10:30- 11:00 Coffee break in the exhibition halls

EVIDENCE BASED ORTHODONTICS

Session Chairs: Grant McIntyre and Olivier Sorel

11:00 - 11:30 KP 01. MANAGEMENT OF ADULT ANTERIOR OPEN BITES

Greg Huang

11:30 - 12:00 KP 02. IS ACCELERATED ORTHODONTICS POSSIBLE?

Mithan Goonawardene

12:00 - 12:10 OP 01. EFFECT OF TRANSMUCOSAL MICRO-OSTEOPERFORATIONS ON THE RATE OF ORTHODONTIC TOOTH MOVEMENT: A SPLIT MOUTH RANDOMIZED CLINICAL STUDY

Rekha Sharma

12:10 - 12:20 OP 02. EFFECTS OF MICRO-OSTEOPERFORATIONS AND PIEZOCISION ON ORTHODONTIC TOOTH MOVEMENT: SPLIT MOUTH, RANDOMIZED CONTROLLED CLINICAL TRIALS

Jiaojiao Li, Vanessa Hawkins, Oyku Dalci, Alexandra Papadopoulou, **M Ali Darendeliler**

12:20 - 12:30 OP 03. OUTCOME QUALITY AND LONG-TERM (≥ 15 YEARS) STABILITY AFTER CLASS II DIVISION 2 HERBST-MULTIBRACKET APPLIANCE TREATMENT IN COMPARISON WITH UNTREATED CLASS I CONTROLS

Niko Bock, Kaisa Heikinheimo, Marjut Evälahti, David Rice, Sabine Ruf

12:30 - 13:30 Lunch Break

12:40 - 13:20 ALIGN TECHNOLOGY SATELLITE SYMPOSIUM

HOW TO SUCCEED IN THE TREATMENT OF CLASS II MALOCCLUSIONS WITH CLEAR ALIGNERS FOR GROWING PATIENTS

Waddah Sabouni

EVIDENCE BASED ORTHODONTICS

Session Chairs: Vaska Vandevska-Radunovic and Adriano Crismani

13:30 - 14:00 KP 03. Biotype and the development of gingival recession in orthodontic patients.

Piotr Fudalej

14:00 - 14:10 OP 04. ASSOCIATION OF GINGIVAL THICKNESS ASSESSMENT WITH WIDTH OF KERATINISED GINGIVA, POCKET DEPTH AND BLEEDING ON PROBING IN ORTHODONTIC PATIENTS

Dimitrios Kloukos, **George Koukos**, Andreas Stavropoulos, Christos Katsaros

14:10 - 14:20 OP 05. A NOVEL PERIODONTAL REGENERATION PROCEDURE CAN EXPAND PATIENTS WITH SAFETY

Junichi Watahiki, Takahiro Hiranuma, Mao Maeda, Rieko Ono

14:20 - 14:30 OP 06. CORRELATION BETWEEN GINGIVAL BIOTYPE, WIDTH OF KERATINIZED GINGIVA AND DIFFERENT DENTAL MALOCCLUSIONS: A CLINICAL STUDY

Marco Matarese, Giovanni Matarese, Letizia Perillo, Vincenzo Grassia, Gaetano Isola

14:30 - 14:40 OP 07. GINGIVAL THICKNESS ASSESSMENT AT THE MANDIBULAR INCISORS OF ORTHODONTIC PATIENTS WITH ULTRASOUND AND CONE-BEAM COMPUTED TOMOGRAPHY. A CROSS SECTIONAL STUDY

Lydia Kakali, Melina Mitropoulou, Ioannis Doulis, Christos Katsaros, Dimitris Kloukos

14:40 - 14:50 OP 08. BONE TURNOVER MARKERS IN GINGIVAL CREVICULAR FLUID AFTER BONDING IN ORTHODONTIC PATIENTS. A CONTROLLED, PROSPECTIVE COHORT STUDY

Dimitrios Kloukos, George Koukos, Anton Sculean, Andreas Stavropoulos, Christos Katsaros

14:50 - 15:20 Coffee break in the exhibition halls

EVIDENCE BASED ORTHODONTICS

Session Chairs: Pertti Pirttiniemi and Ivo Marek

15:20 - 15:50 KP 04. A CLOSER LOOK AT LIFE-LONG RETENTION

Raphael Patcas

15:50 - 16:00 OP 09. THE EFFECTS OF FIXED VERSUS REMOVABLE ORTHODONTIC RETAINERS ON STABILITY AND PERIODONTAL HEALTH: 4-YEAR FOLLOW-UP OF A RANDOMISED CONTROLLED TRIAL

Dalya Al-Moghrabi, Ama Johal, Niamh O'Rourke, Nikolaos Pandis, Padhraig Fleming

16:00 - 16:10 OP 10. THE EFFECT OF DENTAL ANATOMIC VARIATIONS AND PERIODONTAL BONE LOSS ON THE SURVIVAL RATE OF FIXED RETAINERS? A RETROSPECTIVE, LONGITUDINAL STUDY

Burcu Aydin, Andrej Zentner, Reinder Kuitert

16:10 - 16:20 OP 11. IS A POSTERIOR CROSSBITE A RISK FACTOR FOR TEMPOROMANDIBULAR JOINT CLICKING?

Simon Olliver, Jonathan Broadbent, Joseph Antoun, William Murray Thomson, Mauro Farella

16:20 - 16:30 OP 12. THREE-DIMENSIONAL ASSESSMENT OF BACK ASYMMETRY IN SUBJECTS WITH UNILATERAL FUNCTIONAL CROSSBITE DURING THE PRE-PUBERTAL GROWTH PHASE

Jasna Primozic, Alexei Zhurov, Maja Ovsenik, Vane Antolic, **Jasmina Primozic**

16:30 - 17:00 KP 05. SNAPSHOTS OF ORTHODONTIC GNATHOLOGY: THE FACTS FROM THE FICTION

Mauro Farella

Tuesday, June 19th

CONTEMPORARY TREATMENT MECHANICS and PLANNING

Session Chairs: Paul-Georg Jost-Brinkmann and Ewa Czochrowska

08:30 - 09:00 KP 06. Control of Treatment with the Invisalign System

John Morton and Manuel Román

09:00 - 09:10 OP 13. HOW DO CLEAR ALIGNERS PERFORM WHEN TREATMENT RESULTS ARE EVALUATED WITH THE PEER ASSESSMENT RATING INDEX?

Reggie Miethke

09:10 - 09:20 OP 14. VERTICAL SKELETAL CHANGES AFTER EXTRACTION AND NON-EXTRACTION TREATMENT IN MATCHED CLASS I PATIENTS IDENTIFIED BY DISCRIMINANT ANALYSIS

Philipp Beit, Dimitrios Konstantonis, Alexandros Papagiannis, Theodore Eliades

09:20 - 09:30 OP 15. IMPACT OF ORTHODONTIC TREATMENT ON THE INTEGRITY OF ENDODONTICALLY TREATED TEETH

Ali Alqerban, Abdulmalik Almana, Abdulaziz Alkanhal, Fahd Aljarbou, Guy Willems

CURAPROX

NEW! Swiss Ortho Kit to help create that perfect smile

The CURAPROX Ortho Kit offers all the tools needed to help keep orthodontics in tip-top condition. A must for every ortho patient.



VISIT US
ON STAND 7

www.curaprox.com

 SWISS PREMIUM ORAL CARE

09:30 - 09:40 OP 16. EVALUATION OF OBJECTIVE AND SUBJECTIVE TREATMENT OUTCOMES IN ORTHODONTIC CASES TREATED WITH EXTRACTION OF A MANDIBULAR INCISOR

Fiona Firth, Sherry Lee, **Ana Low**, Joseph Antoun, Mauro Farella

09:40 - 09:50 OP 17. PREVALENCE AND RISK FACTORS IN MAXILLARY CANINE IMPACTION OF ROOT RESORPTION OF ADJACENT TEETH, AMONG UNTREATED CHILDREN AND ADOLESCENTS

Frédéric Rafflenbeul, Catherine-Isabelle Gros, François Lefebvre, Sophie Bahi-Gross, Yves Bolender

09:50 - 10:00 OP 18. THE USE OF PANORAMIC RADIOGRAPHS TO DECIDE WHEN INTERCEPTIVE EXTRACTION IS BENEFICIAL IN CHILDREN WITH PALATALLY DISPLACED CANINES

Julia Naoumova, Heidrun Kjellberg

10:00 - 10:10 OP 19. PREDICTION OF MAXILLARY CANINE IMPACTION ON PANORAMIC RADIOGRAPHS

Margot Raes, Maria Cadenas de Llano-Pérula, Ali Algerban, Anna Verdonck, Guy Willems

10:10 - 10:20 OP 20. SKELETAL AND DENTAL EFFECTS OF RAPID MAXILLARY EXPANSION WITH TWO-BAND VERSUS BONDED EXPANDER: A RANDOMIZED SINGLE-CENTRE CONTROLLED CLINICAL TRIAL

Angela Galeotti, Giorgia Galasso, Paola Festa, Roberto Martina, **Vincenzo D'Antò**

10:20 - 10:50 Coffee break in the exhibition halls

CONTEMPORARY TREATMENT MECHANICS and PLANNING

Session Chairs: Ted Eliades and David Birnie

10:50 - 11:20 KP 07. TREATMENT EFFECTIVENESS AND QUALITY OF THE RESULTS USING LINGUAL APPLIANCES

Magali Mujagic

11:20 – 11:30 OP 21. CLINICAL EFFECTIVENESS OF FIXED FUNCTIONAL APPLIANCES FOR MOLAR PROTRACTION IN CASES OF MISSING SECOND LOWER PREMOLARS WITHOUT MAXILLARY EXTRACTION***

Dirk Wiechmann, Elisabeth Klang, Milena Katzorke, Rainer Schweska-Polly

11:30 – 11:40 OP 22. COMPARISON OF STAINLESS STEEL BRACKETS WITH A CHEMICAL ETCHED BASE AND A SANDBLASTED BASE: AN 18 MONTH TRIPLE BLINDED RANDOMIZED CONTROL TRIAL

Owais Khalid Durrani

11:40 – 11:50 OP 23. COMPARISON OF THE INDIRECT BONDING TRANSFER ACCURACY BETWEEN CONDENSATION SILICONE AND VACUUM FORMED TRAYS: A RANDOMIZED CLINICAL TRIAL

Cihan Aydoğan, Yelim Kaya, Arzu Alagöz, Murat Tunca, Hilal Tarkan

11:50 – 12:00 OP 24. A THREE-DIMENSIONAL EVALUATION OF SKELETAL AND DENTOALVEOLAR CHANGES IN GROWING CLASS II PATIENTS AFTER FUNCTIONAL APPLIANCE THERAPY

Annemarie Holm, Marie A. Cornelis, Paolo M. Cattaneo

12:00 – 13:30 Lunch Break

12:15 – 13:15 EJO OPEN SESSION

Session Chair: David Rice

MEASURING TREATMENT BENEFITS: CLINICIAN-DETERMINED VERSUS PATIENT-REPORTED OUTCOMES? A QUICK-FIRE DEBATE

Speakers: Carlos Flores Mir and Philip Benson

ORTHODONTIC PATIENT CENTRED OUTCOMES

Session Chairs: Timo Peltomäki and Stavros Kiliaridis

13:30 – 14:00 KP 08. PSYCHOLOGICAL ASPECTS OF ORTHODONTIC MALOCCLUSIONS

Tim Newton

14:00 – 14:10 OP 25. PERIODONTAL STATUS AND PATIENTS' OPINION AFTER ORTHODONTIC TREATMENT IN ADULTS WITH CHRONIC AND AGGRESSIVE PERIODONTITIS

Ewa Monika Czochrowska, Magdalena Dragan, Tomasz Burzykowski, Renata Górka

14:10 – 14:20 OP 26. ORAL HEALTH RELATED QUALITY OF LIFE IN HYPODONTIA PATIENTS UNDERGOING COMBINED ORTHODONTIC AND RESTORATIVE TREATMENT

Ninasofie Lind, Esben Boeskov Øzhayat, Liselotte Sonnesen

14:20 – 14:30 OP 27. THE DEVELOPMENT AND PSYCHOMETRIC TESTING OF AN ORTHODONTIC TREATMENT PATIENT SATISFACTION QUESTIONNAIRE

Steven Fletcher, Hilary Bekker, Donnchadh O Morain, David Morris

14:30 – 14:40 OP 28. AGREEMENT OF REPORTED CHANGES IN ORAL HEALTH-RELATED QUALITY OF LIFE BY ORTHODONTIC TREATMENT BETWEEN CHILDREN AND THEIR PARENTS OR CAREGIVER

Katrien Jaeken, Jurgen Lemiere, Maria Cadenas de Llano-Pérula, Anna Verdonck, Guy Willems

14:40 – 14:50 OP 29. ORTHODONTISTS' VERSUS PARENTS' PERCEPTIONS OF FINISHED OCCLUSION AND WILLINGNESS TO EXTEND TREATMENT TIME

David Lindsey, Bhavna Shroff, Caroline Carrico, James Dodd, **Steven Lindauer**

14:50 – 15:00 OP 30. EVALUATION OF 30 CONSECUTIVE PATIENTS WITH UNILATERAL CLP AT AGE 40 YEARS. ORTHODONTIC PARAMETERS COMPARED TO QUALITY OF LIFE AND ORAL HEALTH


Paul Sæle

15:00 – 15:30 KP 09. Does orthodontic treatment improve patients' quality of life?

Guy Willems

15:30 – 16:00 Coffee break in the exhibition halls

16:00 – 17:30 POSTER SESSION



temporary
orthodontic
micro
anchorage
system

experience & passion.

The tomas® system with many new features!

- With new pin (tomas® EP) for use in the palate
- Additional coupling possibilities
- Components optimally coordinated
- Quick and easy to fit
- *amda* – the new distalization appliance
- and so much more ...



FREE TOPICS

Session Chairs: Christodoulos Laspos and Stephen Richmond

08:30 - 09:00 KP 10. Breakthroughs in understanding cleft lip and palate and craniosynostosis: implications for treatment and for orthodontics

David Rice

09:00 - 09:10 OP 31. DISLOCATED TONGUE MUSCLE ATTACHMENT CONNECTED TO CLEFT PALATE FORMATION

Thaleia Kouskoura, Yunes El Fersioui, Daniel Graf, Christos Katsaros, Mathias Chiquet

09:10 - 09:20 OP 32. BONE ANCHORED MAXILLARY PROTRACTION IN CLEFT CHILDREN WITH A CLASS III MALOCCLUSION***

Yijin Ren, **Ralph Steegman**, Arjan Dieters, Johan Jansma, Harry Stamatakis

09:20 - 09:30 OP 33. AESTHETIC AND PSYCHOSOCIAL IMPACT OF PRIMARY RHINOPLASTY IN THE DENTOFACIAL APPEARANCE OF CHILDREN WITH UNILATERAL CLEFT LIP AND PALATE

Valérie Diop, Caroline Dissaux, Thibaud Fabacher, Hadrien Bonomi-Dunoyer, Bruno Grollemund

09:30 - 09:40 OP 34. INFLUENCE OF CLEFT DIMENSIONS AT BIRTH ON DENTO-OCCLUSAL RELATIONSHIPS BEFORE ORTHODONTICS IN UNILATERAL CLEFT LIP AND PALATE PATIENTS

Susanna Botticelli, Annelise Küsel, Sven Erik Nørholt, Paolo Maria Cattaneo, Thomas Klit Pedersen

09:40 - 09:50 OP 35. DENTAL ARCH MORPHOLOGY IN MILD CORONAL CRANIOSYNOSTOSIS SYNDROMES

Robert Choi, Lea Kragt, Irene Mathijssen, Eppo Wolvius, Edwin Ongkosuwito

09:50 - 10:00 OP 36. THREE-DIMENSIONAL ASSESSMENT OF FACIAL ASYMMETRY IN CHILDREN WITH OPERATED UNICORONAL SYNOSTOSIS

Emer Byrne, Norah Flannigan, Girvan Burnside, Susana Dominguez-Gonzalez,

10:00 - 10:30 Coffee break in the exhibition halls

FREE TOPICS

Session Chairs: Greg Antonarakis and Bärbel Kahl-Nieke

10:30 - 11:00 KP 11. Searching for the molecular causes of altered tooth number in mouse and man

Maisa Seppälä

11:00 - 11:10 OP 37. CANDIDATE GENES ASSOCIATED WITH NON-SYNDROMIC HYPODONTIA

Azza H Al-Ani, Joseph S. Antoun, W. Murray Thomson, Tony R Merriman, Mauro Farella

11:10 - 11:20 OP 38. ASSOCIATION BETWEEN MAXILLARY ANTERIOR SUPERNUMERARY TEETH AND IMPACTED INCISORS IN THE MIXED DENTITION

Li Mei, Dongmei He, Yan Wang, Jialing Li, **Huang Li**

11:20 - 11:30 PRESENTATION OF THE EOS CONGRESS 2019

Olivier Sorel

11:30 - 12:00 AWARD CEREMONY INCLUDING EBO AND BENI SOLOW AWARD

12:00 - 13:00 Lunch Break

FREE TOPICS

Session Chairs: Athanasios Athanasiou and Ambra Michelotti

13:00 - 13:30 KP 12. Oral appliances for obstructive sleep apnoea: an evidence-based analysis.

Giulio Allesandri Bonetti

13:30 - 13:40 OP 39. BIOBLOC AND MONOBLOC ORAL APPLIANCES IN THE TREATMENT OF OBSTRUCTIVE SLEEP APNOEA: A MULTICENTRE, RANDOMIZED, BLINDED, PARALLEL-GROUP TRIAL

Göran Isacsson, Eva Nohlert, **Anette M C Fransson**, Åke Tegelberg, Anna Bornefalk-Hermansson

13:40 - 13:50 OP 40. LONG-TERM SIDE EFFECTS ON TEMPOROMANDIBULAR JOINT AND OROFACIAL FUNCTION IN PATIENTS WITH OBSTRUCTIVE SLEEP APNOEA TREATED WITH A MANDIBULAR DEVICE

Sofie Wilkens Knappe, Merete Bakke, Palle Svanholt, Arne Petersson, Liselotte Sonnesen

13:50 - 14:00 OP 41. ARE DENTOFACIAL ALTERATIONS IN CHILDREN WITH OBSTRUCTIVE SLEEP APNOEA DIFFERENT AMONG AGE GROUPS?

Andreu Puigdollers, Anna Auladell-Bernat, Javier Fernández-Bozal, Eduard Esteller, Jaume Llopis

14:00 - 14:10 OP 42. EFFECTS OF MAXILLARY DISCREPANCY TREATED BY MICRO-IMPLANT ASSISTED RAPID PALATAL EXPANSION AT DIFFERENT AGES

Haichao Jia, Song Li, Nan Zhang, Li Zhuang, Songlin Liu

14:10 - 14:20 OP 43. EFFECT OF LONG-TERM USE OF A FACEMASK AND MINIPLATE ON MAXILLARY PROTRACTION IN PATIENTS WITH A CLEFT LIP AND PALATE

Seung-Hak Baek

14:20 - 14:30 OP 44. ANCHORAGE REINFORCEMENT WITH MINISCREWS AND MOLAR BLOCKS IN ADOLESCENTS: A RANDOMIZED CONTROLLED TRIAL

Niels Ganzer, Ingalill Feldmann, Lars Bondemark

14:30 - 15:00 Coffee break in the exhibition halls

14:30 - 15:00 Coffee break in the exhibition halls

FREE TOPICS

Session Chairs: Jan Huggare and Anne-Marie Kuipers-Jagtman

15:00 - 15:30 KP 13. INDEX OF ORTHODONTIC FUNCTIONAL NEED

Tony Ireland

15:30 - 15:40 OP 45. A COMPARISON OF SKELETAL CLASS II OPEN BITE CORRECTION BY MAXILLARY VERSUS MANDIBULAR OSTEOTOMY

Nina Torgersbråten, Lisen Espeland, Arild Stenvik

15:40 - 15:50 OP 46. RELIABILITY OF THE SURGERY FIRST APPROACH FOR SKELETAL CLASS III MALOCCLUSION

Li xia Mao, Guo fang shen, Xu dong Wang, Bing Fang, Min Zhu

15:50 - 16:00 OP 47. A PROSPECTIVE COHORT STUDY EVALUATING NEUROSENSORY CHANGES FOLLOWING LE FORT 1 OSTEOTOMY: A ONE-YEAR FOLLOW-UP

Ahmed Din, Niamh Buckley, Rachael Adcock, Rebecca Landy, Pratik Sharma

16:00 - 16:10 OP 48. A RANDOMISED CONTROLLED TRIAL ASSESSING PATIENTS' KNOWLEDGE AND SATISFACTION WITH ORTHOGNATHIC TREATMENT

Eileen Watt, Gurpreet Pye, Girvan Burnside, Jayne Harrison

16:10 - 16:20 OP 49. ORTHODONTIC BURDEN OF CARE FOR PATIENTS WITH A CLEFT LIP AND/OR PALATE

Othman Hameed, Nima Amin, Priya Haria, Brijesh Patel, Norman Hay

16:20 - 16:30 OP 50. BONDING TIME AND ONE-YEAR BRACKET SURVIVAL WITH A FLASH-FREE OR A CONVENTIONAL ADHESIVE

Thorsten Gruenheid, Brent Larson

16:30 - 16:40 OP 51. ECTOPIC AND FAILED ERUPTION: WHAT COULD BE THE POSSIBLE CAUSE?

Mushriq Abid, Paul Sharpe, Martyn Cobourne

16:40 - 16:50 OP 52. CLOSED VERSUS OPEN SURGICAL EXPOSURE OF PALATALLY DISPLACED CANINES: OPERATION TIME, COMPLICATIONS AND PATIENT PERCEPTIONS; A RANDOMIZED CONTROLLED TRIAL

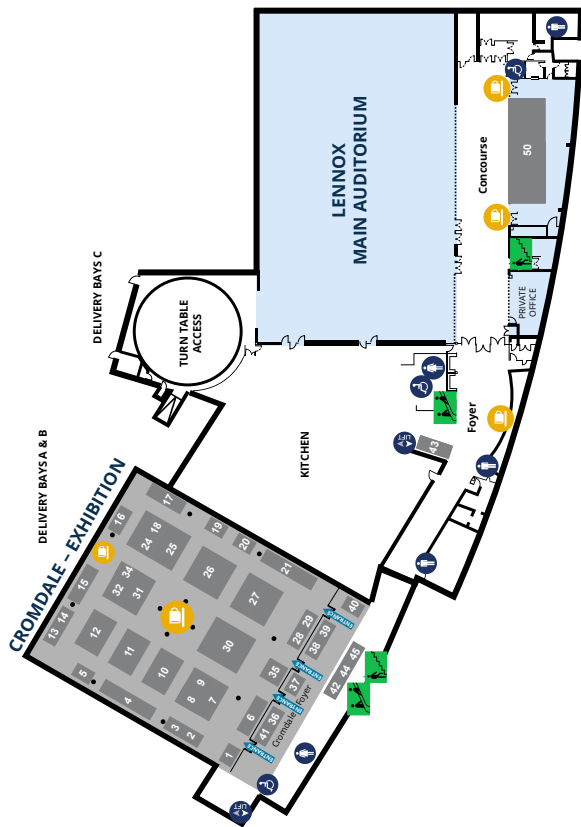
Margitha Björksved, Farhan Bazargani, Rune Lindsten, Anders Magnusson, Kristina Arnrup

16:50 - 17:00 OP 53. PREDICTORS FOR CANINE IMPACTION IN PATIENTS WITH UNILATERAL CLEFT LIP AND PALATE AFTER SECONDARY ALVEOLAR BONE GRAFTING: A RETROSPECTIVE STUDY

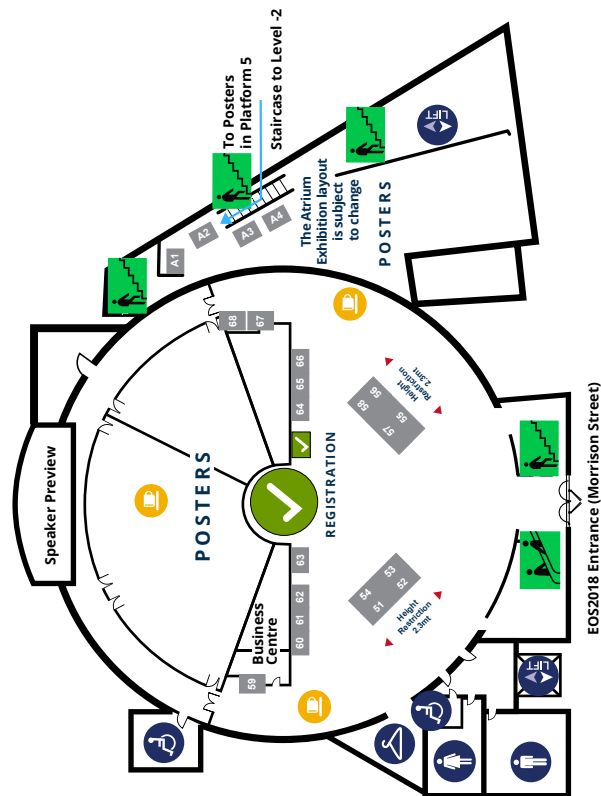
Valérie Hereman, Maria Cadenas de Llano-Pérula, Guy Willems, Wim Coucke, Anna Verdonck

Exhibition Floor Plans

OVERALL LAYOUT OF LEVEL -2 (Exhibition & Main Auditorium)



GROUND LEVEL



iTero

“Hi, I’m iTero Element 2
and I bring innovation to
visualisation”

My modern scanning system streamlines your
digital smile transformation with powerful
computing and a high-definition widescreen.*

> Explore both models at the stand #27



“Hi, I’m iTero Element Flex
and I go wherever you go”

My portable system offers the convenience of
on-the-go scanning and small space operation.*

One brand. Two powerful options for
driving your digital workflow.

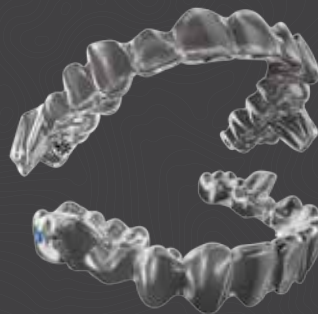
*iTero Element 2 and iTero Element Flex are
currently not available in all markets. iTero
Element Flex is recommended to be used
with certified laptops, that are to be
purchased separately. Please contact
your Align Technology representative for
more information or view a list of certified
laptops at iTero.com.

Invisalign, iTero, iTero Element, the iTero logo, among others, are trademarks and/or service
marks of Align Technology, Inc. or one of its subsidiaries or affiliated companies and may
be registered in the U.S. and/or other countries. ©2018 Align Technology BV. All Rights
Reserved. Arlandaweg 161, 1043HS Amsterdam, The Netherlands. T16146-09 Rev A



The future of teen orthodontics is here.

The new Invisalign treatment with mandibular advancement
for class II correction in growing teen patients.



- Made of proprietary SmartTrack material
- Save time and cost of emergency visits, fittings and repairs
- Treat patients in late-mixed dentition
- Simultaneous class II correction and alignment
- Simplify patients' compliance with minimal use of elastics
- Increase patient comfort with no bulky functional appliances

How it works.



Mandibular advancement simultaneously aligns and levels the teeth. Class II correction can be achieved in single or multiple jumps. The raised gingival cutline at the precision wings improves patient comfort throughout treatment.

 invisalign | made to move

Align Technology BV
Arlandaweg 161, 1043 HS Amsterdam, The Netherlands

This document is for reference of dental professional only. © 2017 Align Technology (BV). All Rights Reserved.
Invisalign, ClinCheck and SmartTrack, among others, are trademarks and/or service marks of Align
Technology, Inc. or one of its subsidiaries or affiliated companies and may be registered in the U.S. and/or other
countries. 202660 Rev A

Thank you to all the exhibitors and sponsors for their generous support at the 94th EOS Congress.

Platinum

DW Lingual Systems GmbH



PLANMECA

Silver



GC Orthodontics
GLOBAL EXPERTS IN ORTHODONTICS

Bronze



Sponsors and Exhibitors:

Company	Location	Company	Location
3B Ortho	17	Hu-Friedy Mfg. Co. LLC.	19
3M	26	iLexis	16
3Shape	18	IOS	4
Adenta	8	JJ Thompson Orthodontic Appliances	14
Align Technology (Invisalign & iTero)	27	Myofunctional Research Co.	40
Astar Orthodontics	13	Ortho-byte	36
Best Ortho Wire	L0 13	Orthocaps	10
Biolux	37	Orthopartner	41
Curaden/Curaprox	7	Orthoplus	20
Dental Monitoring	25	Ortho Technology	9
Dentart		Oxford University Press	
Dentaurum	6	Planmeca	50
Dentsply Europe	21	PSM Medical Solutions	8
Dolphin Imaging	12	PW Ortho	L0 10
Dontic (Proclinic)	35	Quintessence Publishing	1
DW Lingual Systems GmbH	30	RMO Europe	24
Dynaflex	34	Savaria Dent	5
eAligner (Guangzhou Riton Biomaterial Co. Ltd.)	L011	Scheu-Dental GmbH	15
Forestadent	11	Shinye	L0 12
GC Orthodontics	28	Speed System Orthodontics	32
GNI Co. Ltd	L0 14	Suresmile – Orametrix	29
Hangzhou DTC Medical Apparatus	2&3	Wisepress	
Henry Schien Orthodontics	31	Zhiyuan Medical	38&39

Networking Programme

Opening Ceremony and Welcome Reception

The Opening Ceremony of the Congress will take place at the beautiful Usher Hall, followed immediately after by the opening of the Trade Exhibition & Get Together at the Edinburgh International Congress Centre (EICC). The congress centre is only a short walk away from Usher Hall.

- ▶ **Time:** Sunday 17th June, 18:00-21:30
- ▶ **Venue:** Usher Hall (Lothian Rd, Edinburgh EH1 2EA) / EICC
- ▶ **Dress Code:** Smart Casual

Included in the Delegate Registration and Accompanying Person Ticket.

President's Reception

Sponsored by Ormco

Discover one of the oldest surgical corporations in the world, the Royal College of Surgeons of Edinburgh. This is a great opportunity to network with your friends and colleagues whilst immersed in prestigious history and enjoying great food and entertainment. We will be fortunate to have the award-winning Royal College of Surgeons Museum and The Fellows Library open to us with the Dental Collection and displays of books and documents of historical importance, some of which date back over 500 years.

- ▶ **Time:** Monday 18th June, 19:00-02:00
- ▶ **Venue:** The Royal College of Surgeons (Nicolson St, Edinburgh EH8 9DW)
- ▶ **Dress Code:** Smart Casual

Included in the Delegate Registration and Accompanying Person Ticket.



dontic.com
professional orthodontics from Proclinic

The widest range of orthodontic products
and the lowest prices in Europe



- We've supplied more than 10,500 ortho professionals in the last year
- Over 5,000 orthodontic products
- More than 55 top orthodontic brands
- Free product returns
- 30 days to change your mind
- Deliveries in 24/48h
- Free deliveries on orders over 300€ (+VAT)
- Track your order
- 98% product availability
- Secure payment site

Hu-Friedy

G&H ORTHODONTICS[®]
Quality Manufacturing. Exceptional Service.

3M

 Reference Orthodontic Products, Inc.

Up to 30% CHEAPER than other Ortho Depots

CLEAR SOLUTIONS FOR CUSTOMIZED EFFICIENCY



INSTRUMENT MAINTENANCE TIP:

Regularly sharpened cutters have dramatically lower breakage rates - on average a cutter should be sharpened every 6 to 9 months or at the first noticeable dulling of the blade.

ORTHODONTIC



Hu-Friedy's CLEAR COLLECTION

Hu-Friedy's Clear Collection consists of innovative instruments designed to accent, individualize and optimize the biomechanics of the invisible aligner experience with no heat required.

THE TEAR DROP

Creates a reservoir to use with elastic hooks

THE HORIZONTAL

Produces indentations for torque & retention

THE VERTICAL

Produces indentations for rotation & retention

THE HOLE PUNCH

Creates half-moon cutouts for bonded buttons & tissue impingement clearance

Come to visit us at EOS EDINBURGH (Stand no. 19)

Visit us online at Hu-Friedy.eu/clear_collection

Manufacturer: Hu-Friedy Mfg. Co., LLC | 3232 N. Rockwell Street | Chicago, IL 60618 | USA
Customer Care Department: Hu-Friedy Mfg. Co., LLC.
Free Call +800 HUFRIEDY (00800 48 37 43 39) | Free Fax 00800 48 37 43 40
E-Mail: info@hu-friedy.eu | Website: Hu-Friedy.eu
©2018 Hu-Friedy Mfg. Co., LLC. All rights reserved. 011-0942148

Hu-Friedy

How the best perform

Disco

Come and join us in this unique opportunity to experience Scottish folk music and dancing in a Ceilidh (pronounced "kay-lee") in the Georgian grandeur styled halls at the Assembly Rooms, as well as the latest disco pop hits! Two drinks are included in the ticket and a cash bar will be available throughout the night.

- ▶ **Time:** Tuesday 19th June, 21:30-01:00
- ▶ **Venue:** The Assembly Rooms (54 George Street EH2 2LR)
- ▶ **Dress Code:** Smart Casual (with suggestion of some Tartan)
- ▶ **Price:** £50.00 incl. VAT (Included in the Postgraduate Student registration)

Gala Dinner

Enjoy an evening of elegance and great food with your colleagues and friends in the surroundings of a Victorian landmark museum in Edinburgh, the National Museums of Scotland.

The dinner will start with a unique and symbolic celebration of Scottish culture: Address to a Haggis, inspired by the namesake famous Scottish poem by the national bard Robert Burns. A piper will pipe the haggis into the room, and around the tables accompanied by the chef and whisky bearer. The haggis address will be briefly explained, then the poem is recited. We will then toast the haggis with a dram ("small whisky"). A three-course dinner will follow.

After dinner, guests will have access to a cash bar in the Discoveries Gallery, where Scottish inventors, diplomats, military leaders, adventurers are all represented through intriguing objects that reveal the stories of their lives and achievements; this is the time to join the dance floor and let your hair down to classic hits performed by the Killer City Sound, one of Scotland's elite live bands.

- ▶ **Time:** Wednesday 20th June, 19:30-00:00
- ▶ **Venue:** National Museum of Scotland (Chambers St, Edinburgh EH1 1JF)
- ▶ **Dress Code:** Black Tie
- ▶ **Price:** £210.00 incl. VAT

Congress Outing and Silver Mill Competition

Discover why knights, nobles and foreign ambassadors over centuries made a trip to Stirling! Experience the grandeur of Stirling Castle, with its superb sculptures and beautiful gardens, and enjoy traditional Scottish culture with several fun activities. Transfers by executive coach will be arranged, with pick-up and drop-off at the EICC.

- ▶ **Time:** Thursday 21st June, 9:00-15:30
- ▶ **Venue:** Stirling Castle (Castle Esplanade, Stirling FK8 1EJ)
- ▶ **Dress Code:** Casual (Comfortable shoes and clothes)
- ▶ **Price:** £120.00 incl. VAT

EOS Golf Tournament – Sponsored by Orthocaps®

The EOS golf tournament will take place on the beautiful Fidra course at Archerfield Golf Club on 21st June 2018. The course is located in East Lothian just south of Edinburgh and is positioned between the famous Muirfield golf club and North Berwick golf club. Pine trees are the defining feature over the early holes, offering seclusion from the outside world as the course picks its way through the woodlands.

The links aspect of the course comes in to play from the 12th hole onward, when the Bass Rock, the Firth of Forth and the coast of Fife come in to view, as these holes wind their way back to the luxurious private clubhouse.

Please note this event is organised by Orthocaps. For enquiries, visit their Stand #10 or email: info@orthocaps.com

- ▶ **Time:** Thursday 21st June

Accompanying Persons' Half Day Tour

Join us for a guided tour of Edinburgh city centre on an iconic red 1960s double-decker bus, followed by a private tour of the Palace of Holyroodhouse and gardens, the official residence of Queen Elizabeth II when in Scotland.

- ▶ **Times:** Monday 18th June and Tuesday 19th June, 09:30-13:00 or 14:00-17:30.
- ▶ **Price:** £66.00 incl. VAT (Included in the Accompanying Person Ticket if the slot has been selected during registration.)

Congress Information

Badges

A name badge will be provided on-site with your registration materials. Name badges must be worn and visible at all times during the Congress and networking events.

Certificate of Attendance (CPD)

A Certificate of Attendance and CPD points will be provided to all participants who complete the online evaluation survey by Friday 29th June. It will be sent out by email two weeks after the event.

Congress Language

English is the official Congress language.

Congress Materials

Congress Materials should be collected on-site at the Registration Desk during opening hours.

Congress Venue

Edinburgh International Conference Centre (EICC)
The Exchange Edinburgh, 150 Morrison Street.
Edinburgh EH3 8EE

Disclaimer/Liability

EOS and TFI Group Ltd, as the Congress organiser, claim no liability for the act of any supplier to this meeting, nor liability for personal injury, the safety of any attendee whilst in transit to and from this event, any loss or damage, or delays in transport by air, sea, rail, road, weather, in case of strikes, sickness, war or other causes.

Exhibition Information

The EOS 2018 exhibition is located in the Cromdale Hall, Cromdale Foyer and Strathblane Hall. Coffee points are available throughout.

Exhibition Opening Hours

Sunday 17th June	19:30-21:30	Tuesday 19th June	07:30-17:30
Monday 18th June	07:30-17:00	Wednesday 20th June	07:30-15:00

Congress Registration Opening Hours

Date	Opening Hours
Sunday 17 th June	08:00 – 21:00
Monday 18 th June	07:30 – 18:00
Tuesday 19 th June	07:30 – 18:00
Wednesday 20 th June	07:30 – 15:00

Food and Drink

Complimentary coffee and tea will be available during the mid-morning and mid-afternoon breaks in the exhibition halls. No lunch is provided, however there will be food available to purchase from the catering points in the exhibition halls.

Mobile Phones

Delegates are kindly requested to turn off their mobile phones when watching scientific and educational sessions, as well as during poster viewings.

Poster Area

Posters are located throughout the Congress venue.

Location	Level	Category
Lomond	0	Scientific
Atrium	0	Clinical
Platform 5	Mezz.	Scientific and Houston

Photos

By attending this event and/or associated events as part of the European Orthodontic Society (EOS) Congress, you consent to being filmed and/or photographed.

Programme

The most up-to-date programme can be found on the congress website, www.eos2018.com. A programme at a glance and a detailed programme can be found in this pocket programme on pg. 10-27.

Social Events Tickets

For all social events, a ticket is required. Without a ticket you will not be able to enter the event. If you would like to enquire about one of the social events, please come and visit us at the registration desk.

Taxi Service

City Cabs is one of Edinburgh's major taxi companies. They can be hailed in the street or pre booked on +44 (0)131 228 1211

Visit their website for a list of services, including airport transfers: www.citycabs.co.uk

Tourist Information

A representative from Marketing Edinburgh will have a desk next to the registration area on Monday 18th and Tuesday 19th June. They will be able to provide all the information you require about Edinburgh and the surrounding area.

WI-FI

WI-FI is free at the congress centre.

Useful Numbers and Websites

Emergency Services (police, fire and ambulance): 112 or 999. To report non-urgent crime, call the police on 101 from within the UK.

The National Health Service (NHS) is the main healthcare provider in the UK.

Official Visitor Guide: www.conventionedinburgh.com/attending-a-conference/

Find a list of all Embassies and Consulates in Scotland and the UK here: www.visitscotland.com/about/practical-information/embassies-consulates/

The main Accident & Emergency Unit is at the Royal Infirmary of Edinburgh, a large general teaching hospital, located 15 minutes from the city centre.

Edinburgh Rewards Passport

The Edinburgh Rewards Passport will be provided to all delegates and accompanying persons attending the EOS 2018 Congress in Edinburgh. It gives access to over 100 discounts and exclusive offers at a selection of the city's restaurants, bars, tourist attractions and pre-booked taxis. Your passport can be used for the entirety of your stay whether you are only attending the congress or planning to linger on in this fabulous city after the event. It is not limited to your use only – if you are with family or friends they can use the Passport too while you are in sessions. For a full listing of all participating businesses offering discounts and special offers, please visit www.edinburghrewards.com.



About Edinburgh

Edinburgh, the capital of Scotland, is the seat of the Scottish Assembly and home to the Scottish Parliament and many national institutions such as the National Museum of Scotland, the National Library of Scotland and the Scottish National Gallery. It is the largest financial centre in the UK after London.

The city is a year-round destination and famous festival city with a friendliness, savoir vivre and atmosphere that is hard to beat. A cosmopolitan city of breath-taking beauty, it has many outstanding cultural attractions such as Edinburgh Castle, The Royal Yacht Britannia and The Palace of Holyroodhouse.

Scotland's cosmopolitan capital city borders with miles of lush countryside and the attractive coastline of the Lothians, which offer visitors a captivating blend of rich history, natural beauty and adventure from castles and standing stones to national parks, museums and distilleries.

move to **WIN**

*Visit us at **booth No 30***

LIGATING COMPETITION

DW Lingual Systems GmbH

Lindenstraße 44
49152 Bad Essen
Germany

Tel. +49 5472 - 95 444 - 0
Fax +49 5472 - 95 444 - 294

info@lingualsystems.de
www.lingualsystems.com